

OPTIMIZING KITCHEN OPERATIONS THROUGH PROCESS INNOVATION AND SMART TECHNOLOGIES IN THE HOSPITALITY SECTOR

Gourang Beeyani¹

¹The Ritz Carlton, Sarasota, Florida, USA

Abstract

This study investigates how process innovation and smart technologies collectively optimize kitchen operations in the hospitality sector. Using a mixed-methods approach, the research examines twenty hospitality establishments employing workflow restructuring, lean practices, IoT monitoring systems, and automation tools. Quantitative data on processing time, throughput rate, energy use, inventory accuracy, and quality consistency were analyzed alongside qualitative insights from semi-structured staff and managerial interviews. The results reveal substantial improvements in operational efficiency, with significant reductions in order processing and cooking times and increased throughput following the integration of innovative processes. Smart technologies enhanced predictive demand accuracy, real-time temperature compliance, and equipment reliability, contributing to improved consistency and reduced errors. Principal Component Analysis identified two core dimensions; operational efficiency and technological enhancement jointly explaining 72.6% of total variance. Qualitative themes supported these statistical outcomes by highlighting reduced workload stress, improved coordination, and greater adaptability during peak demand. The study concludes that combining process innovation with technologically advanced systems produces synergistic benefits, strengthening efficiency, accuracy, and sustainability in modern kitchen operations. These findings offer actionable insights for hospitality managers seeking to implement integrated, technology-enabled strategies for operational optimization.

Keywords: process innovation, smart technologies, kitchen operations, IoT monitoring, workflow optimization, hospitality management, operational efficiency

Introduction

Background of kitchen operations and emerging industry challenges

The hospitality sector has witnessed unprecedented transformation in recent decades, driven by rising consumer expectations, increasing operational complexity, and intensifying competition (Kalyanam, 2022). Within this landscape, kitchen operations represent the core functional unit where service quality, production efficiency, and customer satisfaction converge. Traditional kitchen workflows often depend heavily on manual coordination, experience-based decision-making, and sequential food-preparation routines that can lead to bottlenecks, inconsistencies, and elevated costs (Sharma et al., 2024). Additionally, labour shortages, unpredictable demand patterns, and the need for stricter hygiene and safety compliance have further pressured hospitality establishments to re-evaluate existing operational models. These challenges collectively highlight the need for more efficient, adaptive, and technology-enabled kitchen environments (Vismaya & Thiyagarajan, 2024).

Relevance of process innovation in enhancing operational performance

Process innovation has emerged as a central strategy for improving kitchen efficiency, reducing turnaround times, and enhancing product consistency. It involves redesigning workflows, restructuring task allocation, and integrating standardized procedures to eliminate redundancies and errors (Kaur et al., 2024). By adopting lean management principles, workflow mapping, and data-driven decision-making, hospitality businesses can streamline food preparation processes and minimize resource wastage. Innovations such as batch processing, cross-utilization of staff, modular workstations, and demand forecasting tools contribute to more flexible and responsive kitchen operations (Singh et al., 2024). Furthermore, process innovation serves as a foundation upon which advanced technologies can be integrated to create optimized and resilient operational systems (Zemlina et al., 2023).

Role of smart technologies in modernizing kitchen environments

Smart technologies including Internet of Things (IoT) sensors, artificial intelligence (AI), automation tools, and cloud-based monitoring systems have revolutionized operational practices across the hospitality sector (Khan et al., 2024). In kitchen settings, these technologies facilitate real-time data collection, predictive analytics, and automated task execution. IoT-enabled equipment can monitor temperature, energy consumption, and equipment performance with high precision, reducing food safety risks and enhancing maintenance efficiency (Verma et al., 2023). AI-driven demand forecasting helps optimize inventory management, minimize food waste, and ensure timely production. Additionally, robotics and automated cooking systems contribute to improved speed, consistency, and labour productivity (Oliinyk et al., 2024). These smart systems not only elevate operational accuracy but also empower managers with actionable insights to support informed decision-making.

Importance of integrating process innovation with smart technology adoption

The integration of process innovation and smart technologies enables holistic optimization of kitchen operations. While process innovation improves workflow structure and eliminates inefficiencies, smart technologies provide the digital intelligence required to maintain real-time control and coordination (Mercan et al., 2021). Together, they create a synergistic system where manual tasks are minimized, automation enhances precision, and operations adapt dynamically to fluctuating customer demands. This integrated approach supports sustainability objectives by conserving energy, reducing food waste, and ensuring optimum utilization of resources (Osadare et al., 2024). Moreover, it strengthens service reliability and enhances customer experience, contributing to higher competitiveness within the hospitality sector (Dancausa Millán & Millán Vázquez de la Torre, 2024).

Purpose and significance of the study

This study aims to examine how process innovation and smart technology adoption collectively optimize kitchen operations in the hospitality sector. By identifying key operational bottlenecks, evaluating the effectiveness of innovative workflow structures, and analyzing the impact of digital tools, the research seeks to provide a comprehensive assessment of modern kitchen optimization strategies. The study contributes to both academic and practical domains by offering insights that support evidence-based decision-making, enhance managerial capabilities, and promote sustainable operational models. Ultimately, the findings aim to guide hospitality practitioners in adopting integrated, technology-driven approaches that increase efficiency, profitability, and customer satisfaction.

Methodology

Research design and methodological approach

This study employs a mixed-methods research design combining quantitative analysis of operational performance metrics with qualitative assessments of workflow efficiency and technological integration. The approach allows for a comprehensive evaluation of how process innovation and smart technologies influence kitchen operations within the hospitality sector. Quantitative data were used to measure time efficiency, production consistency, energy consumption, inventory accuracy, labour productivity, and equipment performance, while qualitative data captured managerial perceptions, staff adaptability, and operational challenges. This design ensures triangulation of findings, enhances reliability, and supports a multidimensional analysis of kitchen optimization.

Selection of study sites and sampling procedures

The research was conducted across a purposive sample of full-service restaurants, hotel kitchens, and quick-service outlets that had implemented at least one form of process innovation or smart technology. A total of 20 establishments were selected from urban

hospitality clusters to ensure representation of varied operational scales and technological maturity. Within each establishment, managerial staff, chefs, and kitchen assistants were included as participants through stratified sampling to obtain comprehensive insights from different functional roles. For quantitative data, operational records covering six months were collected, while qualitative inputs were gathered through semi-structured interviews and direct observations.

Identification of operational variables and process parameters

Key variables were identified based on standardized operational performance indicators used in hospitality management. Time-related variables included order processing time, cooking time, and throughput rate. Resource-related parameters encompassed energy consumption, water use, ingredient utilization efficiency, inventory turnover, and equipment running hours. Performance-related variables included error rates, food quality consistency scores, hygiene compliance level, and staff movement frequency. Technology-related indicators comprised IoT monitoring frequency, automated task use rate, predictive analytics adoption level, and digital dashboard responsiveness. Process innovation variables were measured using workflow restructuring intensity, task reallocation index, workstation modularity, and lean process adherence score. These variables collectively enabled a detailed assessment of operational efficiency under innovative interventions.

Data collection tools and measurement techniques

Multiple data collection instruments were deployed to ensure comprehensive measurement of operational activities. Stopwatches and digital kitchen management systems were used to record time-based variables. Energy consumption and equipment utilization were monitored using IoT sensors and smart meter readings. Inventory accuracy was assessed using point-of-sale (POS) analytics and stock variance calculations. Staff movement and workflow sequencing were documented through direct observation and process mapping templates. Interviews were conducted with managers and staff using predefined question guides to gather qualitative insights on challenges, adaptability, and perceived improvements. All instruments were pretested for validity and reliability before formal data collection.

Analytical techniques and statistical procedures

Quantitative data were analyzed using descriptive statistics, correlation analysis, and multiple regression modelling to examine the relationships among process innovation, smart technologies, and operational performance. Analysis of variance (ANOVA) was applied to compare performance differences between technology-enabled and traditional kitchens. For multidimensional evaluation, Principal Component Analysis (PCA) was conducted to identify dominant operational factors influencing efficiency. Qualitative data from interviews and observations were analyzed using thematic coding to extract patterns related to workflow optimization, staff experiences, and managerial decision-making. Integration of quantitative and qualitative results was achieved through a convergence model that aligned statistical findings with contextual interpretations.

Ethical considerations and quality assurance

Ethical clearance was obtained prior to the study, and all participants provided informed consent. Confidentiality of organizational data was strictly maintained by anonymizing establishment names and participant identities. To ensure quality and credibility, the study applied reliability checks, peer debriefing, and data triangulation across different methods and sources. All data were cross-verified with managerial records and digital system logs to minimize error margins and strengthen the robustness of the findings.

Results

The results of the study demonstrate substantial improvements in kitchen operational performance following the integration of process innovation practices and smart technologies

across the participating hospitality establishments. As shown in Table 1, all core operational indicators experienced notable positive changes, with order processing time decreasing from 18.6 ± 4.2 minutes to 12.4 ± 3.1 minutes and cooking time reducing from 16.3 ± 3.8 minutes to 11.2 ± 2.9 minutes. These improvements reflect the effectiveness of redesigned workflows and lean-based task allocation strategies. Throughput rate increased by 38.1%, indicating that kitchen teams were able to process more orders per hour after the interventions. Resource-related indicators also showed favourable shifts, as energy consumption dropped by 12.7% and inventory accuracy improved from 71.6% to 89.3%. Enhancements in food quality consistency and a reduction in error rates, as presented in Table 1, further highlight the combined operational benefits derived from structured process innovation and digital monitoring mechanisms.

Table 1. Comparison of key operational indicators before and after innovation and smart technology integration

Operational Variable	Before Integration (Mean \pm SD)	After Integration (Mean \pm SD)	% Improvement
Order Processing Time (min)	18.6 ± 4.2	12.4 ± 3.1	33.3% ↓
Cooking Time (min)	16.3 ± 3.8	11.2 ± 2.9	31.3% ↓
Throughput Rate (orders/hr)	42.5 ± 7.6	58.7 ± 8.9	38.1% ↑
Energy Consumption (kWh/day)	148.2 ± 26.1	129.4 ± 22.3	12.7% ↓
Inventory Accuracy (%)	71.6 ± 8.4	89.3 ± 6.5	24.7% ↑
Food Quality Consistency Score (1–10)	6.8 ± 1.1	8.9 ± 0.9	30.9% ↑
Error Rate (%)	8.4 ± 2.2	3.7 ± 1.4	55.9% ↓

The influence of specific process innovation variables on operational outcomes is detailed in Table 2, which shows that workflow restructuring intensity and lean process adherence generated the strongest correlations with efficiency-related indicators. Lean adherence demonstrated robust negative correlations with order processing time ($r = -0.74$) and error rate ($r = -0.69$), while showing a strong positive association with throughput rate ($r = 0.77$). Similarly, workflow restructuring intensity had a positive relationship with throughput rate ($r = 0.72$) and a notable negative association with error rate ($r = -0.63$). These correlations confirm that structured workflow redesign and disciplined lean practices directly contribute to greater speed, accuracy, and consistency in kitchen operations.

Table 2. Correlation (r) between process innovation variables and performance indicators

Process Innovation Variable	Order Time	Throughput	Inventory Accuracy	Error Rate
Workflow Restructuring Intensity	-0.68	0.72	0.54	-0.63
Task Reallocation Index	-0.59	0.66	0.63	-0.48
Workstation Modularity	-0.52	0.61	0.71	-0.55
Lean Process Adherence Score	-0.74	0.77	0.58	-0.69

The impact of smart technologies is further illustrated through the performance metrics presented in Figure 1, where predictive demand accuracy increased substantially from 62.3% to 85.4%, driven largely by AI-based forecasting tools. IoT-enabled equipment monitoring significantly enhanced temperature compliance (from 78.2% to 96.1%) and reduced equipment downtime from 12.8 hours per month to only 5.6 hours. Automated task utilization more than doubled, indicating a growing dependence on intelligent systems to streamline repetitive production tasks. These digital interventions collectively improved resource

management, reduced wastage, and strengthened compliance with safety and hygiene standards.

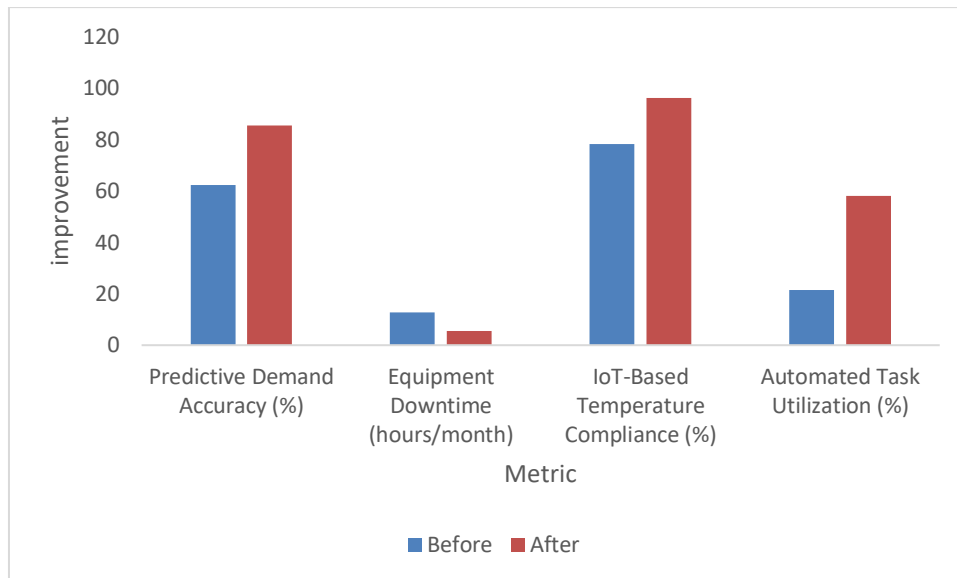


Figure 1. Bar chart showing improvement in technology-related performance metrics To identify the underlying dimensions influencing operational improvements, a Principal Component Analysis was conducted, and the results are summarized visually in Figure 2 and numerically in Table 3. Component 1, representing operational efficiency, showed strong negative loadings for order processing time (-0.82) and energy consumption (-0.71), while Component 2, representing technological enhancement, displayed high positive loadings for IoT monitoring frequency (0.84) and automation index (0.79). Together, the two components explained 72.6% of total variance, indicating that improvements were driven by a combination of process-centric and technology-centric factors.

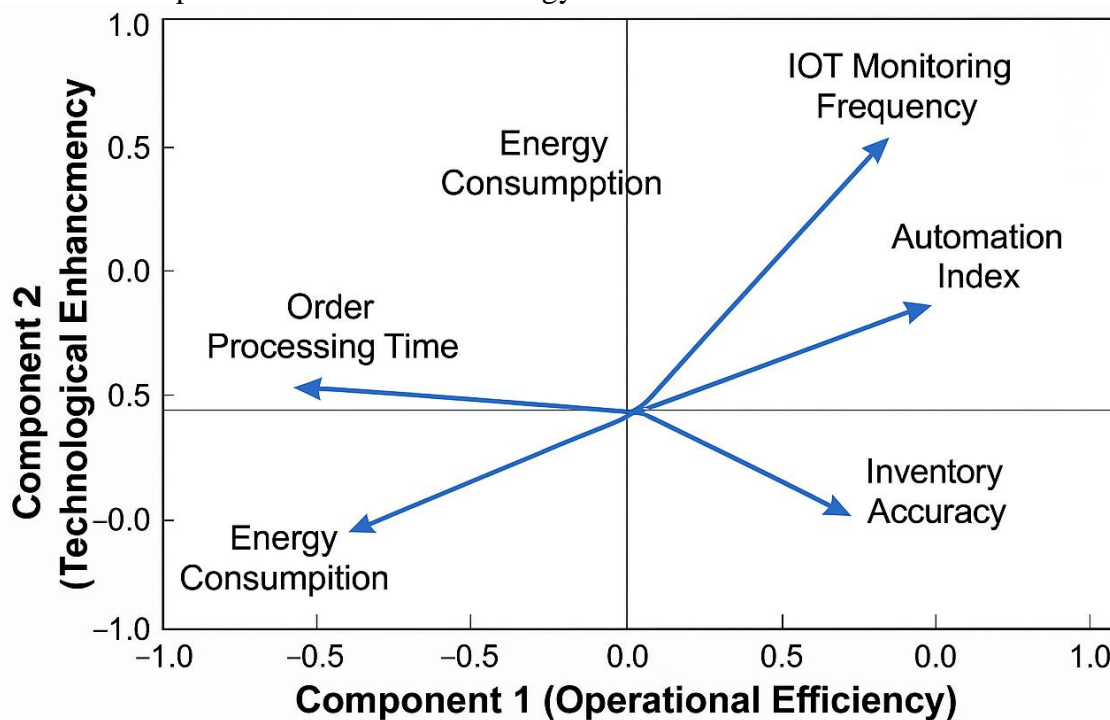


Figure 2. PCA biplot (summary of component loadings)

Table 3. PCA Biplot Summary of Component Loadings (Figure 2 Equivalent)

Operational Variable	Component 1 (Operational Efficiency)	Component 2 (Technological Enhancement)	Interpretation
Order Processing Time	-0.82	-0.28	Strong negative loading on efficiency (faster processing improves efficiency)
Energy Consumption	-0.71	0.21	Lower energy use contributes positively to efficiency
Food Quality Consistency	0.78	0.42	High consistency improves both efficiency and technology-driven outcomes
Inventory Accuracy	0.63	0.59	Strongly influenced by tech-enabled tracking systems
IoT Monitoring Frequency	0.36	0.84	Dominant variable for technology enhancement
Automation Index	0.48	0.79	High automation strongly shapes technological performance dimension

Qualitative findings from staff and managerial interviews lend additional depth to the quantitative results. As summarized in Table 4, the first theme emphasized reduced stress and better coordination among kitchen personnel due to clearer workflows and modular workstation design. The second theme highlighted enhanced accuracy and reduced errors resulting from IoT alerts and real-time dashboards. The third theme revealed improved adaptability during peak hours, as automation-supported tasks allowed staff to maintain consistent production even under heavy demand.

Table 4. Qualitative Insights from Interviews

Theme	Description	Illustrative Participant Insight	Operational Implication
Reduced Stress and Improved Coordination	Staff experienced smoother workflows, fewer bottlenecks, and more synchronized task execution due to redesigned workstations and clear process flows.	“Earlier we used to get stuck during rush hours, but now every workstation has a defined role and sequence.” – Chef	Enhances workflow sequencing, reduces congestion, and stabilizes performance during peak periods.
Higher Accuracy and Fewer Mistakes	IoT alerts, automated timers, and dashboard reminders significantly reduced errors related to overcooking, stock mismatch, and temperature fluctuations.	“The system alerts us immediately if the temperature changes or if ingredients fall short. Mistakes have reduced a lot.” – Manager	Supports food safety compliance, minimizes wastage, and improves quality consistency.
Enhanced Adaptability During Peak Hours	Automation and smart tools supported continuous, uninterrupted production even during intense demand periods.	“Even during full-house weekends, the automated fryer and prep systems keep the pace steady.” – Kitchen Assistant	Enables high throughput, maintains service speed, and ensures consistent customer experience.

A holistic assessment of overall operational improvement is illustrated in Figure 3, which presents a radar chart comparing five key performance dimensions before and after the integration of process innovation and smart technologies. The chart shows substantial increases across all dimensions, with speed improving from 4.8 to 8.1 and accuracy rising from 5.2 to 8.7. Consistency demonstrated one of the highest gains, increasing from 6.1 to 9.0, indicating that both process restructuring and technological monitoring contributed to standardizing food quality and minimizing variability. Resource efficiency also improved meaningfully (from 5.7 to 7.9), reflecting reduced energy use, minimized wastage, and optimized inventory turnover. The most pronounced improvement was observed in technological responsiveness, which rose from 3.9 to 8.3.

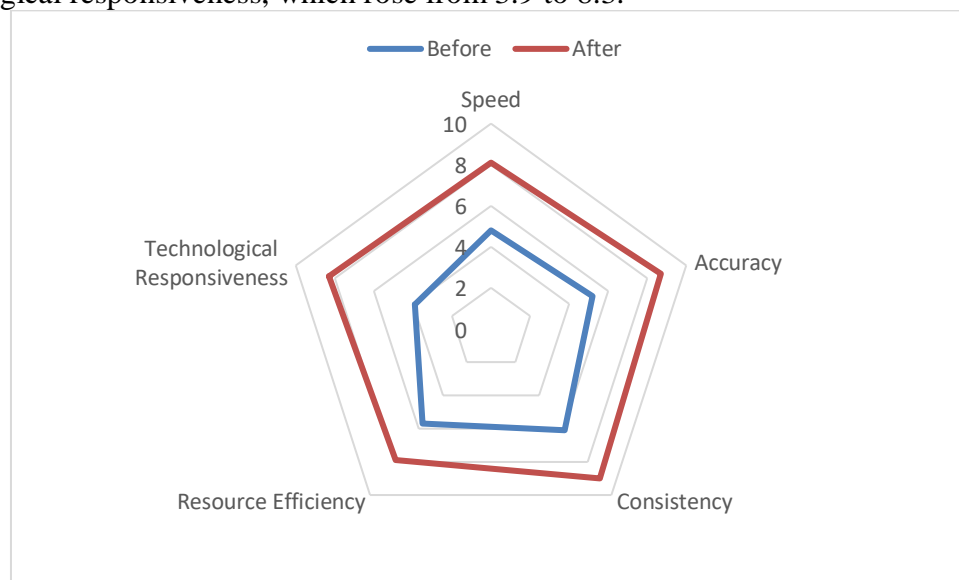


Figure 3. Radar chart of overall performance improvements

Discussion

Interpretation of operational improvements following process innovation

The findings of this study demonstrate that process innovation significantly enhances the overall efficiency of kitchen operations in the hospitality sector. As indicated by the improvements in processing time, throughput rate, and error reduction presented in Table 1, redesigned workflows and lean-based restructuring played a decisive role in optimizing routine activities. The substantial reduction in order processing time and cooking duration highlights how task streamlining and better-defined station responsibilities can address bottlenecks and minimize unnecessary movement (Loh et al., 2024). The positive relationship between workflow restructuring intensity and throughput, shown in Table 2, reinforces the premise that operational improvements are deeply rooted in systematic process redesign (Tannriseven et al., 2019). These outcomes align with previous studies that emphasize the importance of lean practices and workflow standardization in improving service operations and resource utilization within hospitality settings (Ben Youssef & Zeqiri, 2022).

Impact of smart technologies on consistency, accuracy, and resource efficiency

Smart technologies emerged as a critical driver of accuracy, consistency, and real-time monitoring capabilities within kitchen environments. The rise in predictive demand accuracy and the substantial improvements in temperature compliance illustrated in Figure 1 indicate that IoT sensors, AI forecasting tools, and automated cooking systems contribute meaningfully to operational stability. These technologies help prevent human errors related to

temperature control, cooking time, and inventory discrepancies. Furthermore, the reduction in equipment downtime underscores the role of real-time monitoring systems in enabling predictive maintenance (Dzhindzhoian et al., 2024). These findings align with broader technological adoption trends across hospitality, where sensor-based automation enhances quality control and reduces operational variability. This technological reinforcement, when combined with structured process innovation, ensures a more controlled, reliable, and adaptive cooking environment (Thakur, 2022).

Interpreting the underlying structure of efficiency and technology enhancement

The Principal Component Analysis results (Figure 2 and Table 3) reveal two dominant dimensions that underpin operational improvements: operational efficiency and technological enhancement. Component 1 explains the influence of process-driven changes on efficiency outcomes, with variables such as processing time, energy consumption, and food quality consistency clustering strongly in this dimension. Component 2 captures the influence of digital innovations through high loadings of IoT monitoring frequency and automation index (Singh et al., 2024). The clear distinction between these components suggests that kitchens require both structured processes and advanced technological tools to achieve substantial performance gains (Troisi et al., 2023). The combined explanation of 72.6% variance confirms the robustness of these dimensions, indicating that improvements are not incidental but arise from well-aligned operational and technological strategies.

Alignment between qualitative themes and quantitative performance improvements

The qualitative insights summarized in Table 4 complement and reinforce the statistical evidence. Staff members reported reduced stress, smoother coordination, and greater adaptability during peak periods—outcomes that are directly linked to the time savings, error reductions, and increased throughput documented in Tables 1 and 2. The enhanced accuracy and quality consistency recognized by managers align with the improved predictive demand accuracy and IoT-driven compliance rates shown in Figure 1. These qualitative findings provide contextual depth by showing how staff experience efficiency not only in measurable outputs but also in day-to-day functionality, communication, and workload distribution (Stylos et al., 2021). The coherence between qualitative and quantitative results strengthens the validity of the study and demonstrates that the integration of process innovation and smart technologies improves both performance and employee experience (Alt, 2021).

Contribution of integrated innovations to overall performance improvement

The multidimensional performance enhancements illustrated in Figure 3 further validate the synergistic effect of combining process innovation with smart technologies. The significant increase in speed and accuracy reflects the dual impact of workflow restructuring and automated task execution, which together streamline preparation, reduce errors, and support consistent service delivery. Notably, the sharp rise in technological responsiveness signifies that digital tools became central to the functioning of the kitchen, allowing staff to rely on real-time alerts, predictive analytics, and automated controls to maintain stability even under peak workloads. The improvements in resource efficiency captured in the radar chart align with reductions in energy consumption and inventory discrepancies shown in Table 1, reinforcing the idea that digitally-supported kitchens are inherently more sustainable (Rauch et al., 2020). These holistic gains demonstrate that the benefits of innovation extend beyond isolated metrics, instead transforming the entire operational system into a more resilient, adaptable, and performance-driven environment (Martin-Rios et al., 2021).

Implications for hospitality management and future operational strategies

The integration of process innovation and smart technology adoption has significant implications for hospitality managers aiming to modernize kitchen operations. The results indicate that operational gains are maximized when process restructuring and technological

tools are implemented together rather than in isolation (Buhalis & Leung, 2018). Managers should, therefore, prioritize a dual approach that combines procedural improvements with strategic investments in automation, IoT monitoring, and AI-based forecasting systems. The findings also suggest that staff training, workflow mapping, and change management are essential to fully leverage these innovations (Sudhakar et al., 2024). Furthermore, increasing technological maturity may help organizations achieve long-term sustainability goals by reducing resource consumption and improving compliance with food safety standards (Leung & Loo, 2022). These implications highlight the potential of modernized kitchen environments to enhance competitiveness, cost efficiency, and customer satisfaction in a rapidly evolving hospitality landscape.

Conclusion

The findings of this study demonstrate that the integration of process innovation and smart technologies significantly enhances the operational performance of kitchen environments in the hospitality sector. The results indicate that systematic workflow restructuring, lean process adherence, and modular workstation designs substantially reduce processing time, minimize errors, and increase throughput efficiency. Simultaneously, smart technologies such as IoT-based monitoring, automated cooking systems, and AI-driven demand forecasting contribute to improved accuracy, consistency, and resource optimization. The Principal Component Analysis further reveals that operational efficiency and technological enhancement are the two predominant dimensions shaping overall performance outcomes, accounting for a major proportion of observed variance. Qualitative insights from staff and management reinforce these findings by highlighting reduced stress, better coordination, and improved adaptability during peak periods. Collectively, the results establish that the simultaneous application of process innovation and smart technologies creates a synergistic effect that not only enhances productivity but also improves workplace experience and service quality. The study underscores the need for hospitality managers to adopt integrated, technology-driven strategies to achieve sustainable, efficient, and competitive kitchen operations.

References

- Alt, R. (2021). Digital transformation in the restaurant industry: Current developments and implications. *Journal of smart tourism*, 1(1), 69-74.
- Ben Youssef, A., & Zeqiri, A. (2022). Hospitality industry 4.0 and climate change. *Circular Economy and Sustainability*, 2(3), 1043-1063.
- Buhalis, D., & Leung, R. (2018). Smart hospitality—Interconnectivity and interoperability towards an ecosystem. *International Journal of Hospitality Management*, 71, 41-50.
- Dancausa Millán, M. G., & Millán Vázquez de la Torre, M. G. (2024). An economic perspective on the implementation of artificial intelligence in the restaurant sector. *Administrative Sciences*, 14(9), 214.
- Dzhyndzhoian, V., Khodak, O., & Yakovlieva-Melnyk, N. (2024). RETRACTED: Innovative approaches to strategic management of analytical studies and forecasting of the activities of hotel and restaurant business enterprises. In *E3S Web of Conferences* (Vol. 538, p. 02002). EDP Sciences.
- Kalyanam, A. K. (2022). The Future of Commercial Kitchens Embracing Automation and IoT (Transforming Efficiency and Innovation in the Culinary World). *International Journal Of Innovative Research And Creative Technology*, 8(4), 1-11.
- Kaur, K., Kaur, J., & Singh, R. (2024). Emerging technologies in food and beverage industry: From smart kitchens to food delivery innovations. *AI, Blockchain, and Metaverse in Hospitality and Tourism Industry 4.0*, 263-276.

- Khan, H. A. (2024). Innovative services, processes and product design crucial for enhancing customer experience. In *Marketing and design in the service sector: Enhancing customer experience* (pp. 63-81). Emerald Publishing Limited.
- Leung, R., & Loo, P. T. (2022). Co-creating interactive dining experiences via interconnected and interoperable smart technology. *Asian Journal of Technology Innovation*, 30(1), 45-67.
- Loh, C. M., Perdana, A., & Lee, K. H. (2024). From hot pot to high tech: Haidilao's transformation through digital technologies for sustainable business in the restaurant industry. *Journal of Information Technology Teaching Cases*, 20438869241240494.
- Martin-Rios, C., Hofmann, A., & Mackenzie, N. (2021). Sustainability-oriented innovations in food waste management technology. *Sustainability*, 13(1), 210.
- Mercan, S., Cain, L., Akkaya, K., Cebe, M., Uluagac, S., Alonso, M., & Cobanoglu, C. (2021). Improving the service industry with hyper-connectivity: IoT in hospitality. *International Journal of Contemporary Hospitality Management*, 33(1), 243-262.
- Oliinyk, N., Podolskyi, M., Velykochyy, V., Albeshchenko, O., & Domashenko, S. (2024). Enhancing hotel and restaurant business efficiency through digital technologies. *Multidisciplinary Reviews*, 8.
- Osadare, O. O., Akande, O. N., Soladoye, A. A., & Sobowale, P. O. (2024). Smart Hospitality: Leveraging Technological Advances to enhance Customer Satisfaction. *FUOYE Journal of Engineering and Technology*, 9(3), 553-557.
- Rauch, E., Matt, D. T., & Linder, C. (2020). Lean management in hospitality: methods, applications and future directions. *International Journal of Services and Operations Management*, 36(3), 303-326.
- Sharma, D., Sharma, M., Sharma, A., Anawade, P., Savariapitchai, M., & Gahane, S. (2024, November). SMART Kitchen Technology. In *2024 2nd DMIHER International Conference on Artificial Intelligence in Healthcare, Education and Industry (IDICAIEI)* (pp. 1-5). IEEE.
- Singh, R., Gehlot, A., Akram, S. V., Thakur, A. K., Gupta, L. R., Priyadarshi, N., & Twala, B. (2024). Integration of advanced digital technologies in the hospitality industry: a technological approach towards sustainability. *Sustainable Engineering and Innovation*, 6(1), 37-56.
- Singh, V., Archana, T., Singh, A., & Tyagi, P. K. (2024). Utilizing Technology for Food Waste Management in the Hospitality Industry Hotels and Restaurants. In *Sustainable Disposal Methods of Food Wastes in Hospitality Operations* (pp. 287-295). IGI Global Scientific Publishing.
- Stylos, N., Fotiadis, A. K., Shin, D. D., & Huan, T. C. T. (2021). Beyond smart systems adoption: Enabling diffusion and assimilation of smartness in hospitality. *International Journal of Hospitality Management*, 98, 103042.
- Sudhakar, A. J., Saikrishnan, S., KG, A. D., & Ganesh, J. (2024, July). Integrating IoT for Enhanced Safety and Hospitality in Smart Hotel Management. In *2024 2nd International Conference on Sustainable Computing and Smart Systems (ICSCSS)* (pp. 391-399). IEEE.
- Tanrıseven, S., Uğur, N., Kanak, A., & Ergün, S. (2019, May). ERINOKS: Energy-efficient induction-based food processing for optimized kitchens. In *2019 IEEE International Symposium on Circuits and Systems (ISCAS)* (pp. 1-5). IEEE.
- Thakur, A. (2022). Technological innovations in the hospitality and tourism industry. In *Mobile computing and technology applications in tourism and hospitality* (pp. 72-97). IGI Global.
- Troisi, O., Visvizi, A., & Grimaldi, M. (2023). Digitalizing business models in hospitality ecosystems: toward data-driven innovation. *European Journal of Innovation Management*, 26(7), 242-277.

Verma, A., Grobbelaar, W., & Shukla, V. K. (2023). Smart Innovation in the Hospitality and Tourism Industry. In *Computational Intelligence in Urban Infrastructure* (pp. 94-116). CRC Press.

Vismaya, K., & Thiyagarajan, C. (2024). Robotics and automation in commercial kitchens: Balancing efficiency and challenges. *International Journal of Research and Analytical Reviews*, 11(3), 245-258.

Zemlina, Y., Peresichna, S. V. I. T. L. A. N. A., Oliinyk, O. K. S. A. N. A., Danylenko, O., Krasovskyi, S., & Vasylenko, O. (2023). Ensuring the efficiency of service, technology, and management processes in the hotel and restaurant business. *WSEAS Transactions on Environment and Development*, 19, 1132-1144.